

CWBI-OPS PARTNERSHIPS AND VOLUNTEERS MODULE

The screenshot shows the CWBI-OPS Partnerships and Volunteers module interface. The top navigation bar is blue with the title "CWBI-OPS Partnerships and Volunteers" and a red castle icon. A left sidebar contains a menu with the following items: CWBI-OPS Home, Partnerships & Volunteers, Switchboard, People Setup, Step 1 Review/Add, Step 2 Annual Update, Reports, Volunteers, Partnerships, and Projects without Partnerships. The main content area is titled "Partnerships - Filters" and contains the following fields:

- Division: Select a division (dropdown)
- District: Select a district (dropdown)
- Project Site(s): Select one or more project sites (multi-select dropdown with a help icon)
- * Fiscal Year Begin: 2022 (dropdown)
- * Fiscal Year End: 2022 (dropdown)

At the bottom of the main content area, there is a note: *If there is an error with the excel download for this report, then please try to download the file as a .csv*



U.S. ARMY



US Army Corps
of Engineers®



U.S. ARMY

Good Data Tells the Corps Story

2




1. Partnerships help get work done that we may not otherwise have the capability to do.
2. Partnerships build community support for the Corps and our programs, which can be leveraged in many other ways.
3. Partnerships help support our requests for the Recreation and Environmental Stewardship budgets: They demonstrate that we have strong and robust NRM programs that should be financially supported in the budget.
4. Partnership data helps build internal support for our programs all the way up the line.



Interested not just in what we do, but who we work with:

- Scout troops
- Youth service and conservation corps
- Outdoor recreation industry
- STEM-focused education groups
- Native American Tribes
- Local businesses
- Tourism bureaus





FY24 Annual Update



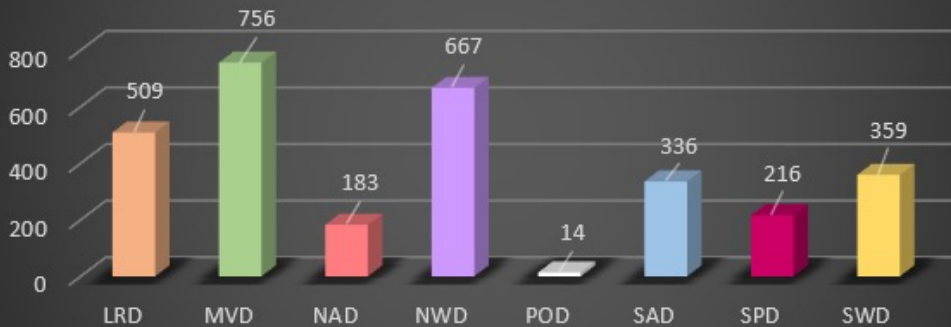
- These data are used for many different purposes, including decisions concerning program development, budget development and defense, tracking performance measures, preparation of briefings and fact sheets, asset management, etc.
- They are used to populate information on the NRM Gateway and numerous other internal and external web sites.
- They provide a source of data (both inside and outside the Corps) for general information, industry directories, news articles, and many other uses.
- Inaccurate and/or incomplete data not only reflects poorly on the Corps and renders a disservice to the public but could also jeopardize the viability of our O&M missions.



Partnerships Annual Data

FY 23 Partnership data in CWBI-OPS: 3,622 partnerships with a total value of \$138 million
(Corps: \$36.9 million investment/ Partner leveraged investment: \$101 million)

FY23 # Partners Engaged



Growth of Partnerships





CWBI-OPS Partnerships and Volunteers Module



Civil Works Business Intelligence Hub

- Home
- Resources
- Modules
- Data Catalog
- National CorpsMap

What is CWBI-OPS?

Civil Works Business Intelligence (CWBI) is the new NRM Assessment/OMBIL

Natural Resources Management

- Citations Module
- Environmental Stewardship Module
- NRM Module
- PSA Module
- Partnerships and Volunteers Module ←
- Annual Update Status Report

CWBI-OPS Partnerships and Volunteers Annual Reports

- [Annual partnership tracking spreadsheet](#) This spreadsheet can be used to track most of the key data and information about partnerships that will help you during the CWBI-OPS annual update period.
- [FY 23 Partnerships and Volunteer Fact Sheet](#)
- FY 23 Partnerships [Detail Report](#)
- FY 23 Volunteer Program [Report for All USACE](#)
- [FY 22 Partnerships and Volunteer Fact Sheet](#)
- FY 22 Partnerships [Detail Report](#)
- FY 22 Volunteer Program [Report for All USACE](#)
- [FY 21 Partnerships and Volunteer Fact Sheet](#)
- FY 21 Partnerships [Detail Report](#)
- FY 21 Volunteer Program [Report for All USACE](#)
- [FY 20 Partnerships and Volunteer Fact Sheet](#)
- FY 20 Partnerships [Detail Report](#)
- FY 20 Volunteer Program [Report for All USACE](#)
- [FY 19 Partnerships and Volunteer Fact Sheet](#)
- FY 19 Partnerships [Detail Report](#)
- FY 19 Volunteer Program [Report for All USACE](#)
- [FY 18 Partnerships and Volunteer Fact Sheet](#)
- FY 18 Partnerships [Detail Report](#)
- FY 18 Volunteer Program [Report for All USACE](#)
- FY 17 Partnerships and Volunteers [Fact Sheet](#)
- FY 17 Partnerships [OMBIL Detail Report](#)
- FY 17 Volunteer Program [OMBIL Report for All USACE](#)
- FY 16 Partnerships and Volunteers [Fact Sheet](#)
- FY 16 Partnerships [OMBIL Detail Report](#)
- FY 16 Volunteer Program [OMBIL report for All USACE](#)
- FY 15 Partnerships [Fact Sheet](#)
- FY 15 Partnerships OMBIL ES-REC [Summary Report for All USACE](#)
- FY 15 Partnerships ES-REC [Detail Report for All USACE](#)
- FY 15 Volunteer Program [Fact Sheet](#)
- FY 15 Volunteer Service [OMBIL Report for All USACE](#)



FY 23 Partnerships & Volunteer Program Summary

As we reflect on the past year, we are proud to share the incredible achievements and milestones of the U.S. Army Corps of Engineers (USACE) partnerships and volunteer programs. This summary highlights the impactful contributions of our dedicated volunteers and the successful collaborations with our valued partners.



3,622
TOTAL PARTNERS



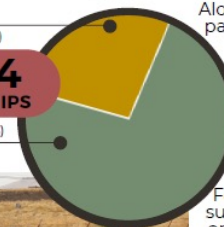
304 of 422
USACE PROJECTS WITH PARTNERSHIPS
(72% of USACE Projects)



(USACE Investment: \$37 million (27%))

\$138,001,584
TOTAL VALUE OF PARTNERSHIPS

(Partner Investment: \$101.1 million (73%))



Alongside USACE staff, our volunteers and partners organized community outreach events, fostering connections and raising awareness about USACE missions. These events served as platforms to engage with new volunteers and potential partners.



At the national level, USACE continued to team up with other Federal land management agencies to support the Federal Interagency Council on Outdoor Recreation, the America the Beautiful 30x30 initiative, the Recreate Responsibly and the Together Outdoors coalitions in providing outdoor recreation and conserving or sustainably managing natural and cultural resources. As we look ahead, we are excited about the potential for even greater achievements and are grateful for the ongoing support of our remarkable communities.

Maximizing Data Entry: Partnership Tracking Spreadsheet

U.S. ARMY

- This can assist with keeping track throughout the year to make data entry in October much easier
- Available on CWBI-OPS Partnerships FAQ page:
<https://corpslakes.erdg.dren.mil/partners/annual.cfm>

	C	D	E	F	G	H	I	J	K	L	M	N	O	P	Q	R	S	T	U	V	W
1	ORGANIZATION TYPE (Business, Civilian Inmate Labor Program, Educational Institute, Federal Agency, Local Government Agency, Military Organization, Native American Tribe, Nonprofit or Community Organization, State Agency, Other)	DATE EFFECTIVE	PRIMARY PURPOSE (Education, ENS, Health/Safety, Military, Recreation)	PRIMARY BUSINESS LINE (Rec or ES)	DESCRIPTION	CO PARTNERS	NUMBER OF CO PARTNERS	NUMBER OF VOLUNTEERS	VOLUNTEER HOURS	VOLUNTEER RATE	VALUE OF SERVICES	FUNDS INVESTED	PROFESSIONAL SERVICES PROVIDED	MATERIALS & EQUIPMENT DONATED	TOTAL PARTNER VALUE	CONTRACT COSTS	MATERIALS & EQUIPMENT	CORPS LABOR HOURS	TOTAL CORPS COSTS	TOTAL AMOUNT	
2										Pre-entered	Auto calculated				\$0				\$0	\$0	
3										Pre-entered	Auto calculated				\$0				\$0	\$0	
4										Pre-entered	Auto calculated				\$0				\$0	\$0	
5										Pre-entered	Auto calculated				\$0				\$0	\$0	
6																					
7																					
8	ORGANIZATION TYPE (Business, Educational Institute, Local Government Agency, Nonprofit or Community Organization, State Agency, Other)	DATE EFFECTIVE	PRIMARY PURPOSE (Education, ENS, Health/Safety, Military, Recreation)	PRIMARY BUSINESS LINE (Rec or ES)	DESCRIPTION	CO PARTNERS	NUMBER OF CO PARTNERS	NUMBER OF VOLUNTEERS	VOLUNTEER HOURS	VOLUNTEER RATE	VALUE OF SERVICES	FUNDS INVESTED	PROFESSIONAL SERVICES PROVIDED	MATERIALS & EQUIPMENT DONATED	TOTAL PARTNER VALUE	HQ Investment	CONTRACT COSTS	MATERIALS & EQUIPMENT	CORPS LABOR HOURS	TOTAL CORPS COSTS	TOTAL AMOUNT
9										Pre-entered	Auto calculated				\$0					\$0	\$0
10										Pre-entered	Auto calculated				\$0					\$0	\$0
11										Pre-entered	Auto calculated				\$0					\$0	\$0
12										Pre-entered	Auto calculated				\$0					\$0	\$0
13																					
14																					
15																					
16																					
17																					
5	ORGANIZATION TYPE (Nonprofit)	DATE EFFECTIVE	PRIMARY PURPOSE (Education, ENS, Health/Safety, Military, Recreation)	PRIMARY BUSINESS LINE (Rec or ES)	DESCRIPTION	CO PARTNERS	NUMBER OF CO PARTNERS	NUMBER OF VOLUNTEERS	VOLUNTEER HOURS	VOLUNTEER RATE	VALUE OF SERVICES	VALUE OF SALES	FUNDS INVESTED	PROFESSIONAL SERVICES PROVIDED	MATERIALS & EQUIPMENT DONATED	TOTAL PARTNER VALUE	CONTRACT COSTS	MATERIALS & EQUIPMENT	CORPS LABOR HOURS	TOTAL CORPS COSTS	TOTAL AMOUNT
6										Pre-entered	Auto calculated					\$0				\$0	\$0
7										Pre-entered	Auto calculated					\$0				\$0	\$0
8										Pre-entered	Auto calculated					\$0				\$0	\$0
9										Pre-entered	Auto calculated					\$0				\$0	\$0
10																					
11																					
12	ORGANIZATION TYPE (Federal Agency)	DATE EFFECTIVE	PRIMARY PURPOSE (Education, ENS, Health/Safety, Military, Recreation)	PRIMARY BUSINESS LINE (Rec or ES)	DESCRIPTION	FUNDS INVESTED	PROFESSIONAL SERVICES PROVIDED	MATERIALS & EQUIPMENT DONATED	TOTAL PARTNER VALUE	CONTRACT COSTS	MATERIALS & EQUIPMENT	CORPS LABOR HOURS	TOTAL CORPS COSTS	TOTAL AMOUNT							
13									\$0				\$0	\$0							
14									\$0				\$0	\$0							
15									\$0				\$0	\$0							
16									\$0				\$0	\$0							



CWBI-OPS: Setting Up Your Account



1. You will need a login.gov account
2. There are downloadable directions available on the CWBI-OPS main page
- 3. You MUST use your GOVERNMENT email. Do not use a personal email account.**
4. Once you set up your login.gov account, you will be able to use your CAC to log in.



Civil Works Business Intelligence
(CWBI) Hub

Sign In

After selecting "Sign In", you will be redirected to login.gov. If you do not have an account, you will need to create a new account and if you do have an account you will sign in using your government ID/CAC.

For help, download the [Creating a login.gov account](#) or [Sign into CWBI Hub](#) pdf.



Steps to CWBI-OPS Annual Update



STEP ONE

1. Review and add volunteer activity
2. Review existing partnerships
3. Add new partnerships

STEP TWO

1. Annual update: Enter Partnerships Data

STEP THREE

1. Run a report to review entered data

The screenshot shows the CWBI-OPS Partnerships and Volunteers interface. The top navigation bar is blue with the title 'CWBI-OPS Partnerships and Volunteers' and a castle icon. A dark blue sidebar on the left contains a navigation menu with the following items: 'CWBI-OPS Home', 'Partnerships & Volunteers', 'Switchboard', 'People Setup', 'Step 1 Review/Add' (circled in red), 'Volunteer Activity', 'Partnership Agreements', 'Step 2 Annual Update' (circled in red), and 'Reports'. The main content area is titled 'Step 1 - Volunteer Activity - Filters' and displays the following filters: 'HAT' (SPD ADMIN - PARTNERSHIPS), 'Division' (SOUTH PACIFIC DIVISION), 'District' (Select a district), 'Project' (Select a project), and 'Fiscal Year' (2022). At the bottom of the main content area, there is an information icon and the text: 'Please select a project site using the filters above, then click Apply.'



Step 1: Enter Volunteer Data



- Volunteer value of service per hour for FY is set: **\$33.49**
→ Corps labor cost per hour is set: **\$63.26**
- Volunteer value of service comes from independentsector.org, based on average earnings of private sector workers
- If applicable, indicate that your project has no volunteers in this section.

DATA NEEDED TO COMPLETE THE MODULE:

- Number of volunteers
- Number of hours
- Incidental expenses

(SCREENSHOT ON NEXT PAGE)



STEP 1: Volunteer Activity



Did you have volunteers this FY?

The volunteer value of service per hour for this fiscal year is:

The corps labor cost rate per hour for this fiscal year is: ?

NOTE: Partnership Volunteers cannot be modified on this form. Numbers and hours will be automatically loaded from data entered in the [Annual Update](#) page. Total volunteer numbers, hours, and expenses will be auto calculated by adding Non-partnership volunteer numbers/hours with Partnership volunteers numbers/hours.

	Non-Partnership Volunteers ?	Partnership Volunteers ?	Total
NUMBER OF VOLUNTEERS: Enter the number of volunteers performing work at the project. Include volunteers performing work in recreation, environmental stewardship, administrative, maintenance, etc.	<input type="text" value="15"/>		15
NUMBER OF HOURS: Enter the number of hours served by volunteers.	<input type="text" value="45"/>		45
INCIDENTAL EXPENSES: Enter the amount of incidental expenses reimbursed by the government to volunteers. ?	<input type="text" value="0"/>		

NOTE: Non-partnership volunteers are those who perform volunteer service who are NOT affiliated with any organization. (Ex. Camp hosts, visitor center hosts, an individual or family volunteering on their own. Anyone volunteering as part of a group/organization such as a church, school, sports club, nonprofit, business, agency, Tribe, etc. should be counted as Partnership volunteers entered during the Step 2 Annual Update.)



STEP 1: Review Existing Partnerships



In this module you will have the opportunity to:

- Indicate that your project has no partnerships, if applicable
- Review existing partnerships and indicate active, inactive or terminated.
- Update business line, description, co-partners, purpose, and agreement type as needed.
- Add new partnerships

(SCREENSHOTS TO FOLLOW)



STEP 1: Review Existing Partnerships



Click on each organization name to update Purpose, Description, Active/Not Active/Terminated this FY status, business line, and copartners for this FY.

Organization Name	Partner Organization Type	Purpose	BL	Active This FY	Terminated
Baylor University	EDUCATIONAL INSTITUTIONS (SCHOOLS, UNIVERSITIES)	Environmental Stewardship	ES	×	No
HEART OF TEXAS REGIONAL ADVISORY COUNCIL	NONPROFIT, QUASI PUBLIC, OR COMMUNITY ORGANIZATION	Health and Safety	RC	×	No
HILL COUNTY	LOCAL GOVERNMENTAL AGENCY	Recreation	RC	×	No
QUAIL FOREVER	NONPROFIT, QUASI PUBLIC, OR COMMUNITY ORGANIZATION	Environmental Stewardship	ES	×	No
UNIVERISTY OF TEXAS AT AUSTIN	EDUCATIONAL INSTITUTIONS (SCHOOLS, UNIVERSITIES)	Environmental Stewardship	ES	×	No

1 - 5 of 5



STEP 1: Review Existing Partnerships



Review Partnership ×

Organization **Baylor University**

Purpose Environmental Stewardship ▼

Description Development of mutually beneficial projects in areas and subjects related to the cultural and natural resource objectives and missions, and outdoor education experiences.
170 of 2000

Is this partnership agreement active? Yes No

Terminated Yes No ?

Business Line Environmental Stewardship ▼

Select Copartners ☰
You may also add or remove copartners by typing directly into 'Copartners List' field.

Copartners List

Number of Copartners

To ensure accurate auto-calculation of number of copartners, it is necessary to separate values using a semicolon. In situations where prior year data is stored with varying separation characters such as comma, colon, or semicolon, it may be required to overwrite the calculated number of copartners.



Step 1: Adding New Agreements



- First, you will need to know if it is a new organization or existing partnership
- If it is a new organization, you will have the opportunity to add it in this module.
 - Organization name
 - Description
 - **Type** (Business, civilian inmate, educational institution, federal agency, local government, military organization, Native American tribe, Non-profit/quasi-public, or community organization, other, state agency)
 - Address
 - Agreement type
 - Effective date
 - Purpose
 - Business line (Recreation or Environmental Stewardship)
 - Agreement Description
 - Co-partners, if any



Step 1: Adding New Agreements



Add Agreement ✕

Project Site **AQUILLA LAKE**

Fiscal Year **2022**

Organization

Agreement Type [View Agreement Type Descriptions](#)

Effective Date

Purpose

Business Line

Agreement Description

Select Copartners

You can add new copartners names manually by typing directly into 'Select Copartners' field. After typing the name click 'TAB' on your keyboard. Alternatively, click the icon to select existing partners.

Number Of Copartners

Cancel **Save**



Step 2: Annual Update



In This Module You Will Update Information For All Active Partnerships:

Partner Value Data Entry Fields:

- Number of volunteers
- Number of co-partners (auto-populates from Step 1 Review)
- Volunteer hours (total worked, not per volunteer)
- Volunteer service value (auto populated)
- Value of sales (for cooperating associations only)
- Funds invested
- Professional services provided
- Materials and Equipment donated

(SCREENSHOT ON NEXT PAGE)



Step 2: Annual Update



					Partner Value				
	Number Of Volunteers	Number of Co-Partners	Volunteer Hours	* Volunteer Service Value	Value Of Sales	Funds Invested	Professional Services Provided	Materials & Equipment Donated	* Total Partner Value
	5	0	50	0	500	3000	500	400	4400
	50	0	3000	0		1000	0	4000	5000
	15		60	0		0	25	0	25
	5		20	0		0	0	0	0
	10	0	100	0		0	0	1000	1000



Step 2: Annual Update



In This Module You Will Also Record Corps Costs And Contributions:

- HQ Investment (Handshake partnerships only)
- Contract costs
- Materials and Equipment
- Corps Labor Hours *MUST HAVE A VALUE*

REMINDER: Corps Labor Cost will be auto-calculated



Step 2: Annual Update



Corps Value					
HQ Investment	Contract Costs	Materials & Equipment	Corps Labor Hours	* Total Corps Labor Cost	* Total Corps Value
	5000	0	60	3600	8600
	0	0	50	3000	3000
	0	0	16	960	960
	0	0	20	1200	1200
	18500	0	12	720	19220
	7000	0	88	5280	12280
	627917	0	40	2400	630317
	0	0	8	480	480
	88000	0	90	5400	93400



Annual Update Insider Hints



- Don't wait until the last minute to confirm that you have access to CWBI-OPS.
- Don't wait until the last minute to enter data!
- Track data throughout the FY for both volunteers and partnerships.
- Be sure to include all your partnerships, including contributions and activities that fall under national MOUs.
- REMEMBER: Every active partnership has Corps labor associated with it.
- Don't forget to include supplies and materials in Corps contributions.



Partnerships in CWBI-OPS: Common Errors



Creating new partner organizations

If you are working with an organization that is a local chapter/location of a larger national organization, DO NOT create a new partner organization.

Instead, select the parent organization from the master list. For example if working with Boy Scout Troop 110, select Boy Scouts of America as the partner from the drop-down pick list.

Only create a new partner organization if the partner is truly a local unique entity not affiliated with a national parent organization (i.e John's Bait Shop or City of Carlyle)



Partnerships in CWBI-OPS: Common Errors



Special events

Many people forget that the contributions provided by partners is considered a partnership and has value.

Be sure to enter the partner info for Kids to Parks Day, National Public Lands Day, Major League Fishing (MLF) events, CAST fishing events, Get Outdoors Day, Bass Pro special events, etc.

The partner value should include the value of their time, **and** supplies they provide for the event (this can be booth space or marketing materials).



Partnerships in CWBI-OPS: Common Errors



National MOUs

If a partner is on the list of national MOUs and there is not some other agreement type involved in the project, make sure to select MOU. Many lakes also have local MOUs.



Partnerships in CWBI-OPS: Common Errors



Contributions

Volunteer service value for individuals not affiliated with any type of organization should not be included in the partnership annual update section of CWBI-OPs, unless they have also contributed funds and/or materials/supplies.

Volunteers that work as part of an organization can be included here along with the value of funds, services, and materials contributed.

Volunteers that serve in an outgranted area (leased or licensed area) should not be counted in CWBI-OPS unless they are working directly for USACE in that area and signed up on a OF301a form.



Where You Should Enter Volunteer Hours

Independent Volunteers



Enter Hours into
Partnerships and Volunteer
Module: Volunteer Activity Non-
Partnership Volunteers Section

**Volunteers Working as Part of a
Partnership Activity**



Enter Hours into Partnerships and
Volunteer Module:
Partnership Agreements Section in the
Details of the Specific Partnership

NOTE: This is a change from previous years where partnership volunteers were a subset of the overall volunteer number. Now we are collecting non-partnership volunteer data and partnership volunteer data and adding them together to determine the total number of volunteers.



Entering Volunteer Hours Correctly

What in CWBI-OPS **DOESN'T** auto calculate:

- Total number of volunteer hours worked
 - Enter the **TOTAL HOURS**, not hours per volunteer
 - If you have 5 volunteers that worked 3 hours each, total volunteer hours should be 15 (not 3)

What in CWBI-OPS **DOES** auto calculate:

- Value of volunteer service
 - Automatically multiplies the total number of hours times the annual “value of volunteer service” set forth by the independent sector.

	Non-Partnership Volunteers
NUMBER OF VOLUNTEERS: Enter the number of volunteers performing work at the project. Include volunteers performing work in recreation, environmental stewardship, administrative, maintenance, etc.	<input type="text"/>
NUMBER OF HOURS: Enter the number of hours served by volunteers.	<input type="text"/>
INCIDENTAL EXPENSES: Enter the amount of incidental expenses reimbursed by the government to volunteers. ?	<input type="text"/>



Partnerships in CWBI-OPS Tool: Common Errors

28



Handshake (This is not the same thing as an informal partnership where you 'shake hands' with the partner.)

This partnership type should only be selected for those projects that have received handshake funds from HQUSACE in the past 3 fiscal years.

Once the handshake funded project is complete, if you still work with the partner in future years, you'll need to make that a new partnership type to reflect the work (i.e. contribution, MOU, challenge partnership as applicable)



Partnerships in CWBI-OPS Tool: Common Errors



Corps Labor Hours

- We need to continue focusing on getting the Corps costs entered in addition to the partner value.
- There is always going to be an employee's time that should be captured in the Corps Labor Hours column.
- We are also missing out on a lot of materials/ equipment value that we bring to these partnerships.

REMINDER: Enter CORPS HOURS instead of \$\$ of Corps Labor. The value will be auto calculated in the reports.



Data Field Definitions



- **Value of sales** (only for cooperating associations) - total value of gross sales returned to the project in accordance with the agreement.
- **Funds invested** - total dollar amount of cash funds invested by the partner (excluding bookstore sales funds reinvested in project)
- **Professional services provided** - total \$ value of professional services (i.e. engineer donating time to draft up plans and specifications or a grant writer donating professional time to research and write a grant proposal, etc.) provided by the partner. Calculate the value by multiplying the number of hours served times the prevailing hourly service charge.
- **Materials & equipment donated** - total \$ value of materials and equipment provided by the partner. Calculate the value of equipment using the local hourly/daily rental rate cost



Data Field Definitions



- **HQ investment** (only for Handshake) - the total \$ value received from the Handshake Partnership money provided by HQUSACE
- **Contract Costs**- the total \$ value of services contracted by the Corps for use in conjunction with this agreement
- **Materials & Equipment provided** - the total \$ value of materials and equipment provided by the Corps
- **Corps Labor Hours** - the total number of hours of staff time provided by the Corps. This number will later be auto-multiplied by an average \$\$ of a park ranger hourly rate to get the dollar value.



U.S. ARMY

CWBI OPS has three reports available in the Partnerships and Volunteers module:

1. Volunteers
2. Partnerships
3. Projects without Partnerships

There is also a separate Annual Update Status Report available from the CWBI-OPS NRM home page.

Reports



The screenshot shows the 'CWBI-OPS Partnerships and Volunteers' interface. The left sidebar menu has 'Reports' highlighted with a red circle. The main content area is titled 'Volunteers Filters' and includes dropdown menus for 'Divisions' (set to SOUTH PACIFIC DIVISION), 'Districts' (Select a district), and 'Project Site(s)' (Select one or more project sites). Below these are 'Fiscal Year Begin' and 'Fiscal Year End' dropdowns, both set to 2022. A note at the bottom states: 'If there is an error with the excel download for this report, then please try to download the file as a .csv. For years prior to 2023 the following fields will not be calculated: Total # of All Volunteers, Total # of All Volunteer Hours Worked, Total Value of All Volunteer Services'. A 'Run Report' button is located at the bottom right.

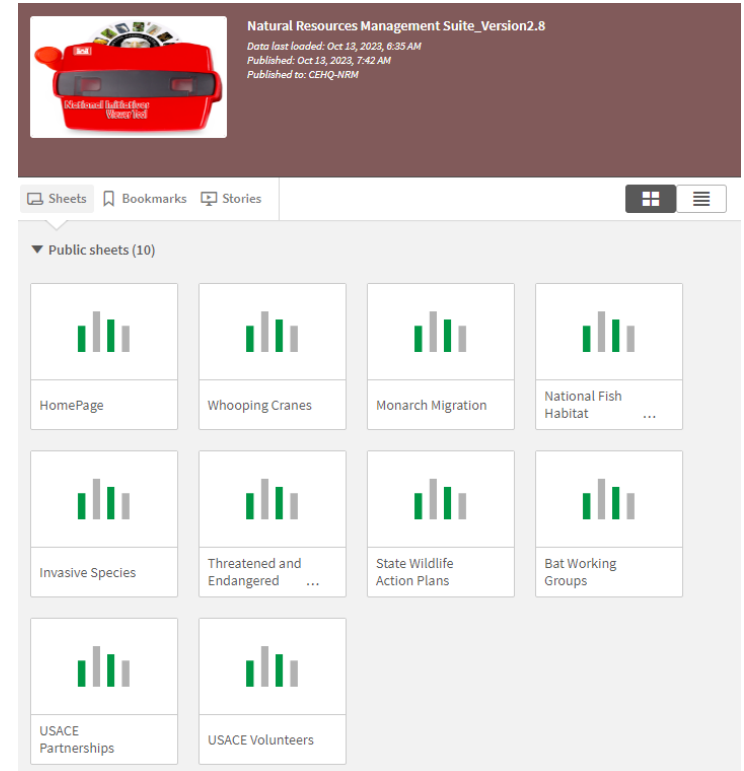
The screenshot shows the 'US Army Corps of Engineers' CWBI-OPS NRM home page. The left sidebar menu has 'Annual Update Status Report' highlighted with a red circle. The main content area is titled 'Natural Resources Management' and contains a list of modules: Citations Module, Environmental Stewardship Module, NRM Module, PSA Module, Partnerships and Volunteers Module, and Annual Update Status Report.



Data Visualization: Qlik app



- Located in the NRM Suite of Qlik apps. Partnerships module and Volunteers module. Includes data from 2010-2023
- Allows the viewer to easily search through data for partnership ideas, data roll-up by project, district, division, national level
- Link to tool and user guide are published to the NRM Gateway → Stewardship → Stewardship Tools
<https://corpslakes.ercd.dren.mil/employees/envsteward/tools.cfm>
- Direct link:
<https://qlik-dvs.usace.army.mil/sense/app/7aa73e9b-701c-44d8-bb1e-1ff41d487ddf/overview>





Data Visualization: Qlik app




Current dashboards include:

- Overview page
- National Fish Habitat Partnership
- Whooping Cranes (Migratory Corridor)
- I-35 Monarch highway
- State Wildlife Action Plans
- USACE Invasives Species
- USACE Special Status Species
- USACE Partnerships
- USACE Volunteers

The screenshot shows the 'Natural Resources Management Gateway' website. At the top, there is a navigation bar with links for Home, Visitors, Lake Discovery, Recreation, Env Compliance, Env Stewardship, Partners, News/Events, People, Forums, Learning, GETS, Tools, New Postings, Submit, and Index/Search. Below this is a 'Communities of Practice' sidebar with categories like Main CoP, Operations & Regulatory, Asset Management, Flood Risk Management, Hydropower, Inland Navigation Infrastructure, Natural Resources Management, Park Rangers, Navigation, Operations Project Managers, Regulatory, Safety, and Civil Works Environment. Another sidebar lists 'Business Processes' such as Headquarters, Acquisition, Administration, Budget, Communication & Marketing, Environment, Facility & Land Use Management, Financial Management, Human Resources, Policy & Procedures, Programs & Partnerships, Project Master Plans and OMPs, Related Sites, Research & Development, Safety, Security & Risk Management, Teams/PDTs, and Tools/AIS. The main content area features a 'Natural Resources Management Notes' section with a featured article titled 'FY22 NRM Annual Report' and 'The new and improved R1S Ranger App!'. Below this are sections for '2023 NRM Awards' and 'Every Kid Outdoors'. At the bottom, there are four columns of 'NRM Dashboards' with links to various reports and news items.

NOW ON THE HOMEPAGE TOO!





U.S. ARMY



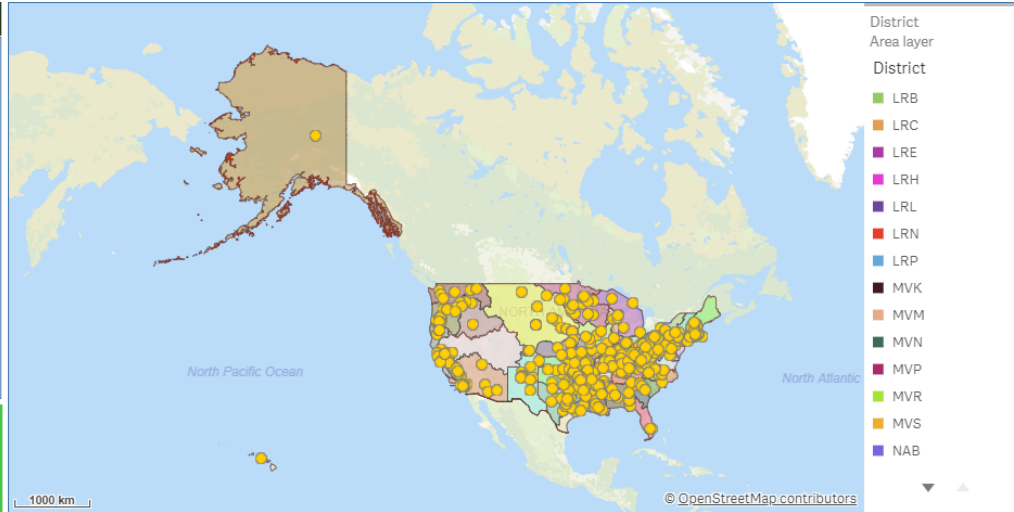
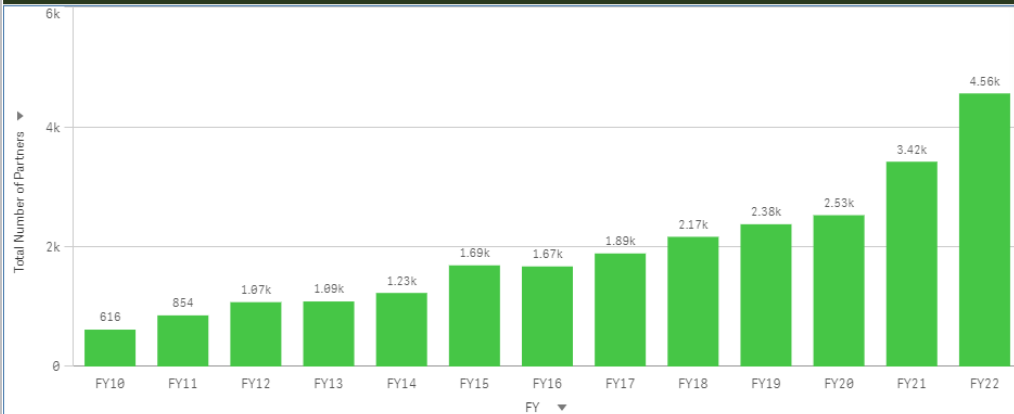
Overview

This module contains data for the USACE Partnership Program from FY10 to present. Data displayed is a cumulative total until filters are applied either via the filter pane below this text box or through the interactive visualizations. A training video for this tool can be found here. Additional information on the Partnership Program can be found on the NRM Gateway here.

In today's financial environment PARTNERING is an essential tool that allows the U.S. Army Corps of Engineers to effectively manage recreation and environmental resources. In order to successfully meet our recreation and stewardship missions, and to foster shared values, vision, and a sense of ownership it is imperative that we work together with state governments, Native American tribes, private/public organizations, local communities, and other partners to maintain or advance programs from wildlife protection and habitat improvement to recreational facility enhancements. Partnering helps to pool scarce resources, to promote coordinated, focused, and consistent mutual efforts to resolve common problems and missions, and to avoid unnecessary duplication of effort. The NRM Program has embraced this reality and is committed to fully exploring the potential development of new public-private partnerships to leverage limited appropriated funds and human resources. The bottom line: partnering is smart business.

Business Line	Fiscal Year	Agreement Type
Division	District	Project
Partner Organization		Partner Type

Partnership Statistics



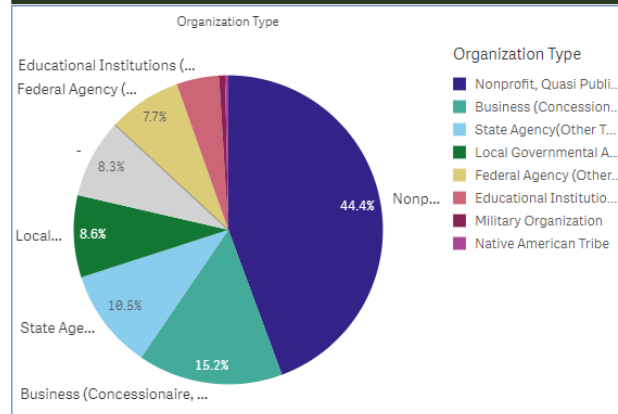
Total Partnership Agreements

15,998

Total Value of Partnerships

\$689M

Partnership Agreements By Organization Type





U.S. ARMY



Partnerships Details

Fy...	D...	D...	Project	Partnership Type	Purpose	Description	Status for FY	Primary Partner	Partner Org Type	# Co-Partn...
FY10	LRD	LRB	Mt Morris Lake	Contributions Program	Recreation	-	-	Experience Works	Nonprofit, Quasi Public, Or Community Organization	-
FY10	LRD	LRB	Mt Morris Lake	Contributions Program	Health and Safety	-	-	New York State Park Police	State Agency(Other Than Military)	-
FY10	LRD	LRB	Mt Morris Lake	Contributions Program	Environmental Stewardship	-	-	New York Wild	-	-
FY10	LRD	LRB	Mt Morris Lake	Contributions Program	Recreation	-	-	Livingston County office of Workforce Development	-	-
FY10	LRD	LRB	Mt Morris Lake	Contributions Program	Recreation	-	-	New York State Parks Genesee Region	-	-
FY10	LRD	LRB	Mt Morris Lake	Memorandum Of Understanding/Memorandum Of Agreement (Mou/Moa)	Environmental Stewardship	-	-	National Audubon Society	Nonprofit, Quasi Public, Or Community Organization	-
FY10	LRD	LRB	Mt Morris Lake	Memorandum Of Understanding/Memorandum Of Agreement (Mou/Moa)	Recreation	-	-	Finger Lakes Trail Conference	Nonprofit, Quasi Public, Or Community Organization	-
FY10	LRD	LRH	Alum Creek Lake	Contributions Program	Education	-	-	Central Ohio Safe Boating Council	Nonprofit, Quasi Public, Or Community Organization	-
FY10	LRD	LRH	Alum Creek Lake	Contributions Program	Education	-	-	Columbus Sail And Power Squadron	Nonprofit, Quasi Public, Or Community Organization	-
FY10	LRD	LRH	Bluestone Lake	Contributions Program	Education	-	-	Safety On The Blue Committee	Nonprofit, Quasi Public, Or Community Organization	-
FY10	LRD	LRH	Bluestone Lake	Contributions Program	Health and Safety	-	-	National Water Safety Congress	Nonprofit, Quasi Public, Or Community Organization	-
FY10	LRD	LRH	Bluestone Lake	Contributions Program	Recreation	-	-	Boat U.S. Foundation	Nonprofit, Quasi Public, Or Community Organization	-
FY10	LRD	LRH	Bluestone Lake	Memorandum Of Understanding/Memorandum Of Agreement (Mou/Moa)	Education	-	-	U.S. Coast Guard Auxiliary (USCGA)	Nonprofit, Quasi Public, Or Community Organization	-

USACE Partnership Program POCs

Type of POC	Division	District	Office/Project	Name	Phone #	Email	Position Title
National Project Development Team (PDT)	HQ	HQ	Headquarters	Heather Burke	503-808-4313	Heather.D.Burke@usace.army.mil	National Partnership Program M
National Project Development Team (PDT)	HQ	LRH	Huntington District, Technical Support Branch - Operations	Michael McCoy	304-399-5144	Michael.L.McCoy@usace.army.mil	Natural Resources Specialist (Ra
National Project Development Team (PDT)	HQ	MVS	St. Louis District, Lake Shelbyville	Phillip J Manhart	217-774-3951	Phil.J.Manhart@usace.army.mil	Assistant Operations Manager
National Project Development Team (PDT)	HQ	NAP	Philadelphia District	Scott Sunderland	610-376-6337	Scott.D.Sunderland@usace.army.mil	Supervisory NRM Specialist
National Project Development Team (PDT)	HQ	NWW	Walla Walla District, Lucky Peak Lake	Keith Hyde	208-954-7120	keith.b.hyde@usace.army.mil	Natural Resources Specialist (Pa
National Project Development Team (PDT)	HQ	SAW	Wilmington District, Falls Lake	Francis Ferrell	919-846-9332 ext 2224	Francis.E.Ferrell@usace.army.mil	Supervisory Natural Resources S
National Project Development Team (PDT)	HQ	SPN	San Francisco District	Taylor Baughn	707-462-7581	Taylor.A.Baughn@usace.army.mil	-
National Project Development Team (PDT)	HQ	SWE	Fort Worth District	Jennifer Linda	-	jennifer.h.linda@usace.army.mil	-



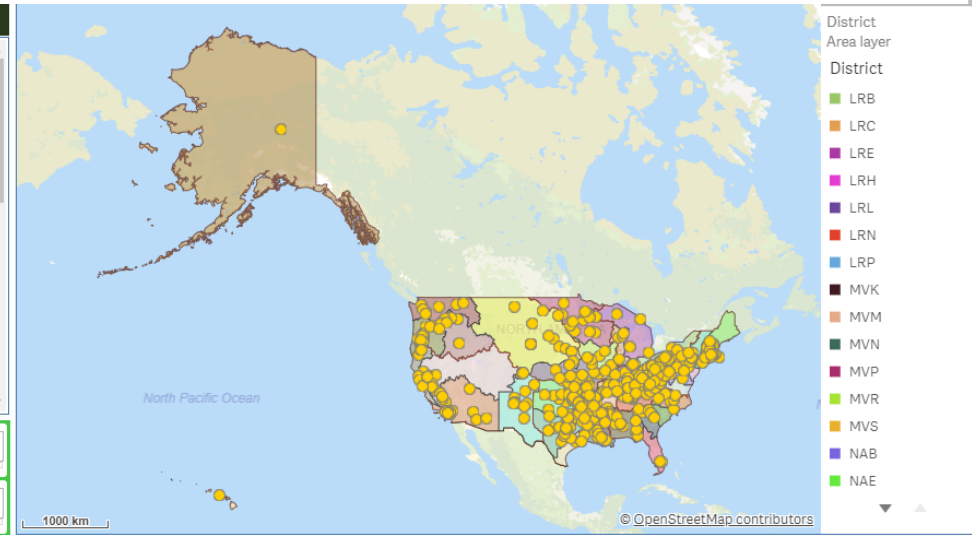
Overview

This module contains data for the USACE Partnership Program from FY10 to present. **Data displayed is a cumulative total until filters are applied either via the filter pane below this text box or through the interactive visualizations.** A training video for this tool can be found [here](#). Additional information on the Partnership Program can be found on the [NRM Gateway here](#).

Making a difference

Volunteers play an invaluable role in helping the Corps of Engineers meet our recreation and environmental stewardship program goals. Each year, they give their time, expertise and resources to serve nearly 270 million visits by the public to USACE managed lands and waters. On average, approximately 35,000 USACE volunteers donate 1.5 million hours annually – the equivalent of 620 full time employees—with a labor value of \$40 million, annually. In the natural resources management community, volunteer work equals approximately 20% of our workforce. More than 60 cooperating associations and 4,500 national and local partners also provide volunteers to help support the work of USACE.

Although volunteers' skills, knowledge, and time are priceless, USACE uses the figure calculated annually by the Independent Sector, the leadership forum for charities, foundations and corporate giving programs, to put a monetary value on volunteer contributions. Visit <https://independentsector.org/resource/value-of-volunteer-time/> for the most current value.



Fiscal Year: [Dropdown] Volunteers Y/N: [Dropdown]

Division: [Dropdown] District: [Dropdown] Project: [Dropdown]

Volunteer Statistics



Total Volunteers 519.4k

Total Hours of Service 19.4M


Value of Service \$469.9M



Volunteer Details

Fiscal year	Division	District	Project	Total Volunteers	Total Volunteer Hours	Value of Volunteers' Service	Incidental Expenses
Totals				517,142	19,386,104	\$469,852,558	\$3,875,217
FY10	LRD	LRH	Beach City Lake	2	70	\$1,460	\$0
FY10	LRD	LRH	Beech Fork Lake	61	5,254	\$109,546	\$0
FY10	LRD	LRH	Belleville Lock - Ohio River Locks and Dams Huntington	0	0	\$0	\$0
FY10	LRD	LRH	Bluestone Lake	30	146	\$3,044	\$0
FY10	LRD	LRH	Bolivar Dam	46	393	\$8,194	\$0
FY10	LRD	LRH	Burnsville Lake	98	14,384	\$299,906	\$6,970
FY10	LRD	LRH	Captain Anthony Meldahl Lock - Ohio R. Locks and Dams Hunt.	0	0	\$0	\$0
FY10	LRD	LRH	Charles Mill Lake	2	18	\$375	\$0
FY10	LRD	LRH	Clendening Lake	1	6	\$125	\$0
FY10	LRD	LRH	Deer Creek Lake	122	1,148	\$23,936	\$0
FY10	LRD	LRH	Delaware Lake	29	210	\$4,379	\$0
FY10	LRD	LRH	Dewey Lake	554	4,639	\$96,723	\$0
FY10	LRD	LRH	Dillon Lake	43	307	\$6,401	\$0
FY10	LRD	LRH	Dover Dam	0	0	\$0	\$0
FY10	LRD	LRH	East Lynn Lake	195	30,096	\$627,502	\$0
FY10	LRD	LRH	Fishtrap Lake	318	3,603	\$75,123	\$0
FY10	LRD	LRH	Grayson Lake	118	3,160	\$65,886	\$0
FY10	LRD	LRH	Greenup Lock - Ohio River Locks and Dams Huntington	30	944	\$19,682	\$0
FY10	LRD	LRH	John W Flannagan Dam and Reservoir	28	13,867	\$289,127	\$0

QUESTIONS?



U.S. ARMY



**US Army Corps
of Engineers®**